



**CESOSACO**

STRONGER ECONOMIES **FOR BETTER LIVES**

Annual Report 2021-2022

# Stronger Economies for Better Lives





CESO empowers people, businesses, communities and institutions to drive economic development and improve lives by sharing the right expertise and experience. Since 1967, our **1,500 expert CESO Advisors** have been collaborating with local partners to build inclusive businesses and strengthen governance in **Canada and over 125 countries around the world.**





# Leadership Message



**Wendy Harris, CPA, CA**  
CEO & President



**Darren Schemmer**  
Board Chair

## Our Board

Darren Schemmer,  
*Board Chair*

Wendy Evans,  
*Past Chair*

Daniele Ayotte

Allan Clarke

Abbie Dann

Larry Karass

Suzanne Laporte

Lou Naumovski

Anne Noonan

Anthony Pagano

David Ross

Sara Schwieder

Chris Skirrow

Laureen Whyte

CESO was created to be a catalyst for stronger economies and better lives. The ever-evolving pandemic that deepened inequalities and reversed economic gains emboldened us to innovate and accelerate our promise and purpose. During the last 12 months, we embraced every opportunity to address the pressing development issues of our time.

We became the implementing partner of the Canada-CARICOM Expert Deployment Mechanism in April 2021. In the first year of the program, we responded to requests for technical assistance from national governments across the Caribbean, supporting essential efforts to diversify economies in a region reeling from the pandemic's devastating impact on tourism.

During year two of the Global Affairs Canada funded Accelerating Women's Empowerment program, more than 4,000 people across 21 countries enhanced their skills and knowledge, and beneficiaries of the Innovation Micro-Fund piloted solutions for business growth. Even during travel restrictions, 161 new partnerships took root and flourished, advancing resilient livelihoods and gender equality.

The climate emergency demanded our focus on low-carbon economies and the responsibly sourced minerals that power green technologies. Strengthening good governance in the mining sector was the focus of the Supporting the Ministry of Mines program in Ethiopia, which marked its successful completion in June 2022 having equipped 12,973 trainees for the future of natural resource governance needed for sustainable development. As illustrated by the impacts of our MERIT project in Mongolia, we're dedicated to the accountable management of the resource sector to achieve locally driven social, economic and environmental goals.

Responsible resource exploration also brought business and procurement opportunities to Canada's Indigenous communities. Our capacity-building services in a variety of sectors contributed to the self-determination of Indigenous Nations from coast to coast to coast. During 156 volunteer assignments, we collaborated with leaders of Indigenous Nations, organizations, institutions and businesses to respond to pandemic challenges, strengthen local governance and achieve economic development goals.

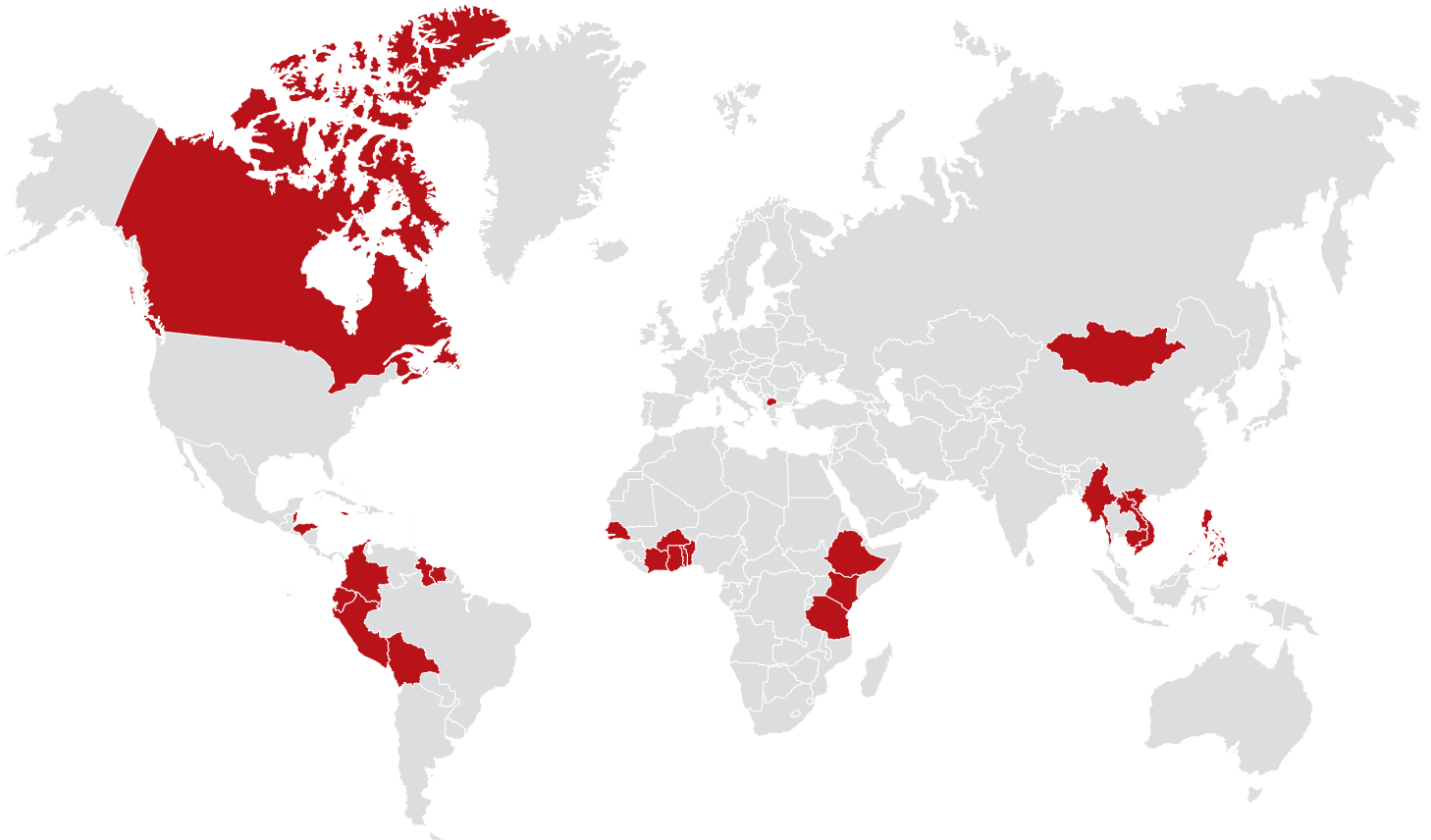
While skillfully managing a transition out of lockdown, CESO staff accelerated volunteer recruitment and prepared for the much-anticipated return to in-person volunteering. This is just one of the exciting prospects that we're delighted to embrace.

An ambitious evolution will allow us to better tell the story of our organization and our role as a leader in economic development. We look forward to embarking on this journey with you.

In the spirit of peace, friendship and respect, we recognize that our work takes place on traditional Indigenous territories across Canada.

# 2021-2022 by the Numbers

Our work has a global impact. By providing advisory and mentorship services, we empower local partners to achieve their goals and promote inclusive economic growth.



## Overarching impact



**683**

Volunteer Assignments



**390**

Partners



**31**

Countries

*All statistics used throughout the report are results from the 2021-22 fiscal year unless otherwise noted.*

# Accelerating Women's Empowerment (AWE)

Driving inclusive, innovative and environmentally sustainable development initiatives that advance gender equality and women's economic empowerment in 21 countries.



**431** Volunteer assignments

**225** Partners

**4,133** People trained (**70% women**)

**74%** of partners reported women's increased decision-making authority

**69%** of partners are equipped to support inclusion, innovation and environmental sustainability

## Indigenous and Northern Services

Prioritizing Indigenous knowledge and strengthening capacity to enhance economic opportunity in First Nations, Inuit and Métis communities in Canada.



Photo: Wildhorse Ranch

**156** Volunteer assignments

**32** Partners

**517** People trained (**66% women**)

**70%** of partners reported increased knowledge and skills

## Mongolia: Enhancing Resource Management Through Institutional Transformation (MERIT)

Strengthening public institutions  
for effective natural resource  
management in Mongolia.



**49**

volunteer assignments



**7,104**

public servants and  
community members trained  
(41% women)



**6,042**

certifications in  
Gender-based Analysis Plus



**86%**

of participants reported new  
knowledge in legal requirements  
for responsible mining

## Supporting the Ministry of Mines (SUMM)

Improving mineral resource  
governance for the benefit of  
all Ethiopians.



**116,938**

new jobs created in mining



**1,169**

value in million Ethiopian birr  
(ETB) of monthly salaries  
paid to Ethiopians employed  
in the mining sector  
(15 in 2016)



**93%**

of mining companies are  
satisfied with the new online  
licensing service created



**62**

environmental impact  
assessments

*Results reported are from 2016-2022.*

## Canada-CARICOM Expert Deployment Mechanism (CCEDM)

Enhancing governance  
for inclusion, climate change  
resilience and economic  
diversification in nine Caribbean  
countries.



**18**

active partners



**31**

requests for assistance



**163**

members of government  
organizations trained  
(66% women)

# Financial Statements

Thanks to the support of our funders, a strong financial position allowed CESO to continue in our work that advances economic growth and social development. We remain committed to ensuring that our resources are used with great discretion to support our partners as we build a more inclusive and sustainable world.

## Canadian Executive Service Organization Summary statement of financial position As at March 31, 2022

|  | 2022<br>\$ | 2021<br>\$ |
|--|------------|------------|
| <b>Assets</b>                            |            |            |
| Current assets                           |            |            |
| Cash and cash equivalents                | 2,723,775  | 2,393,475  |
| Operating advances to representatives    | 205,544    | 91,888     |
| Accounts receivable                      | 155,139    | 140,932    |
| Prepaid expenses                         | 85,329     | 126,236    |
|  | 3,169,787  | 2,752,531  |
| Long-term investments                    | 1,431,307  | 1,399,529  |
| Capital assets                           | 140,010    | 131,832    |
|  | 4,741,104  | 4,283,892  |
| <b>Liabilities</b>                       |            |            |
| Current liabilities                      |            |            |
| Accounts payable and accrued liabilities | 601,758    | 595,647    |
| Amounts due to partner                   | 36,156     | 8,068      |
| Deferred revenue                         | 1,758,419  | 1,653,264  |
|  | 2,396,333  | 2,256,979  |
| <b>Net assets</b>                        | 2,344,771  | 2,026,913  |
|  | 4,741,104  | 4,283,892  |

## Summary Financial Statements

Canadian Executive Service Organization (the "Organization") has prepared these summary financial statements to be included as part of its annual report. These summary financial statements present the same information as the audited financial statements, except for the statement of cash flows and the notes to the audited financial statements.



[Read our complete audited financial statements here.](#)

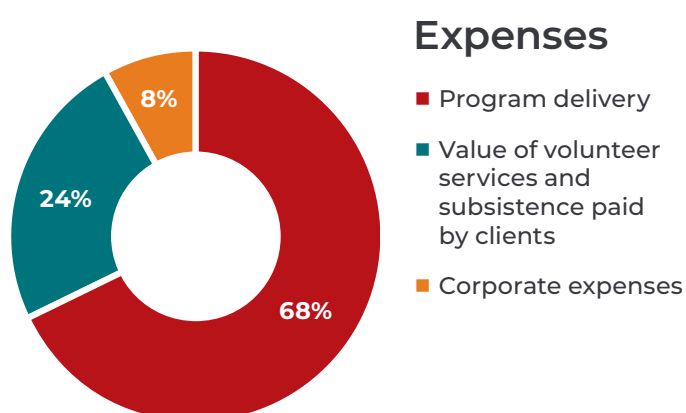
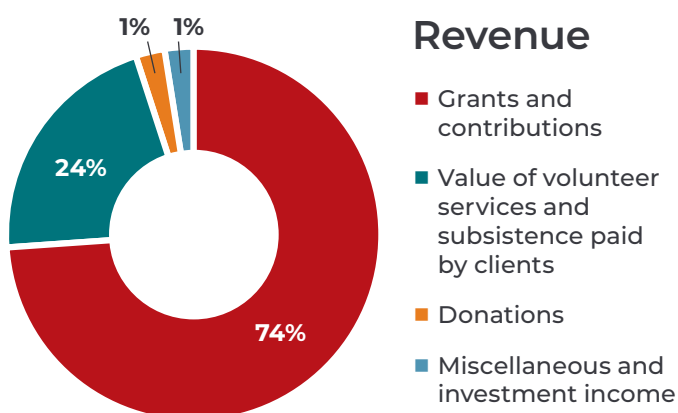
## Financial Statements (continued)

### Canadian Executive Service Organization

#### Summary statement of operations

Year ended March 31, 2022

|   | 2022<br>\$        | 2021<br>\$       |
|---|-------------------|------------------|
| <b>Revenue</b>  |                   |                  |
| Grants and contributions  |                   |                  |
| Government of Canada  | 10,220,374        | 6,314,163        |
| Other   | 525,964           | 207,010          |
| Donations   | 143,668           | 45,595           |
| Miscellaneous and investment income                             | 97,752            | 136,941          |
| Value of volunteer services and subsistence paid by clients     | 3,457,993         | 1,349,513        |
|   | <b>14,445,751</b> | <b>8,053,222</b> |
| <b>Expenses</b>   |                   |                  |
| Program delivery  |                   |                  |
| Salaries and benefits   | 4,471,953         | 3,402,264        |
| Assignment costs  | 5,119,201         | 2,302,106        |
| Corporate expenses  |                   |                  |
| Salaries and benefits   | 436,759           | 468,181          |
| Administration  | 641,987           | 573,568          |
| Value of volunteer services and subsistence paid by clients     | 3,457,993         | 1,349,513        |
|   | <b>14,127,893</b> | <b>8,095,632</b> |
| Excess (deficiency) of revenues over expenses before undernoted | 317,858           | (42,410)         |
| Gain on acquisition   | —                 | 685,520          |
| <b>Excess of revenue over expenses for the year</b>             | <b>317,858</b>    | <b>643,110</b>   |



### Canadian Executive Service Organization

#### Summary statement of changes in net assets

Year ended March 31, 2022

|  | 2022<br>\$       | 2021<br>\$       |
|--|------------------|------------------|
| <b>Net assets, beginning of year</b>         | <b>2,026,913</b> | <b>1,383,803</b> |
| Excess of revenue over expenses for the year | 317,858          | 643,110          |
| <b>Net assets, end of year</b>               | <b>2,344,771</b> | <b>2,026,913</b> |



# Our Donors

We gratefully acknowledge our longstanding funding partnerships with **Global Affairs Canada** and **Indigenous Services Canada**. To our other funding partners and each individual donor, thank you for your support! Every donation is a meaningful contribution toward inclusive communities and economic progress.

## \$5,000 & Up

152245 Canada Inc.  
Meredith Hayes

## \$1,000 to \$4,999

The Audrey Loeb and  
David Ross Foundation  
Wendy Evans  
Diane M. Harris  
Wendy Harris  
Jacques Latulippe  
Martine Normand  
Darren Schemmer



## \$251 to \$999

Danièle Ayotte  
Geoffrey Bonner  
CanadaHelps.org  
Shovan Chakraborty  
Julie Hutchison  
Apollinaire Mushidi Ihaza  
Stacia Kean  
Gale Lee  
Keith MacDonald  
Gerard O'Connor  
Ian Robinson  
Gwen Scott  
Peter Seybold  
Maung Tun  
John Van Esch

## Up to \$250

Khalid Asad  
Jean-Marie Bergeron  
Benoit Bisailon  
Pauline Carbonneau  
Rebecca Chalmers  
Nadine Copf  
Michel Crovisier  
Abina Dann  
Adele Dobkowski  
Jean Duchaine  
André Dupuis  
Claude Faubert  
Puck Graafland  
Emily He  
Cheryl Hebert  
Raymond Heise  
Norman Henderson

Larry Karass  
Haseen Khan  
Suzanne Laporte  
Steven Mendelsohn  
Anna Muir  
Lou Naumovski  
Glenn Nolan  
Anne Noonan  
Anthony Pagano  
Moura Quayle  
Rene Rheault  
Catherine Roberts  
Chris Skirrow  
Maria Stebelsky  
Chris Stoate  
John Swenson  
Oumy Tall  
Laureen Whyte



Driving economic and  
social change together.

Follow us:



**CESOSACO**

STRONGER ECONOMIES **FOR BETTER LIVES**

[ceso-saco.com](http://ceso-saco.com) | 1-800-268-9052

CESO gratefully acknowledges financial contributions from Global Affairs Canada and Indigenous Services Canada.

Canada 